

35 000 L AIRCRAFT REFUELLER



Non contractual picture

AVIATION FUEL

JET A1

FLOW RATE	150 m ³ /h – 2500 LPM
DIMENSIONS (LxWxH)	Approximately 17m x 3m x 2.85m
ERGONOMICS	In conformity with TITAN AVIATION ergonomics charter
CONFORMITY	JIG 1 13rd edition EN 12312-5 EN 1361-C EI 1529 EI 1581 6th édition EN 1915-1
USE	Exclusively for airport use
PAINTING	White RAL 9010 Polyurethane

CHASSIS

DESIGN	Semi trailer
AXLES LAYOUT	4 x 2
DRIVING	LHD or RHD
ADR HAZMAT	Compliant
SPEED GOVERNOR	Up to 25 km/h


PLATFORM

PLATFORM	Elevating platform
COMPLIANCE	B777-9 - JIG Bulleting n°103

TANK

USEFUL CAPACITY	35 000 L – 9 200 USG
MATERIAL	Aluminum
SHAPE	Biconical Single-compartment
LOADING	Bottom loading Fuelling side

DISTRIBUTION

	EZ CONTROL : New generation refuelling interface, robust, intuitive and favoring coordination & safety of operations. More information : www.titan-aviation.com Vehicle equipped with EZ CONTROL ACCESS Pack (see Options section for more packs)
UNDERWING LINE	1 underwing line - 55m ³ /h - 900 LPM on hydraulic reel
OVERWING LINE	1 overwing line - 12 m ³ /h - 200 LPM on hydraulic reel allowing a gravity-fed distribution
DECK UNDERWING LINE	2 deck underwing lines - 150m ³ /h - 2500 LPM
FILTRATION	Stainless steel water separator filter (FWS)
METER	Meter with electronic readout
2 ND REGULATION	In line pressure control valve
SAMPLING	Jar support after filtration
PIPES	304 L Stainless steel
ANTI-CORROSION PROTECTION	Hot zinc metallized structure Surfaces finishing according to TITAN AVIATION specs

ALL OUR RANGE VEHICLES ARE EQUIPPED WITH TITAN AVIATION 2.0 FUELLING MODULE, ALSO AVAILABLE INDEPENDENTLY

OPTIONS

SAFETY

STR35-S01	Set of 2 extinguisher boxes (N/A with S02)
STR35-S02	Set of 2 extinguishers inclined/open scabbards (N/A S01)
STR35-S03	Set of 2+1 extinguishers
STR35-S05	Single handrail (pneumatical)
STR35-S06	Double handrail (pneumatical)
STR35-S07	Camera + Screen : mounted at the back (reverse)
STR35-S08	Camera + Screen : Mounted on platform (wing view)
STR35-S09	L&R sides protection guards
STR35-S10	Reflecting stripes
STR35-S11	Bonding reel on opposite side
STR35-S13	Access cab handles with colored safety code
STR35-S14	2 additional wing sensors on platform (4 in total)
STR35-S15	Wheel chock with its support

OPERATION

STR35-O01	Defuelling
STR35-O02	External suction
STR35-O03	Large display
STR35-O04	Tank mechanical gauge
STR35-O06	2"1/2 aviation coupling on bottom loading
STR35-O07	4" industrial coupling on bottom loading
STR35-O08	Customer's logo stickers
STR35-O09	Scully tank level sensor
STR35-O10	Towing pin for towable ladder (3,5t max)
STR35-O11	Ladder 3+1 with support (N/A with O12 & O13)
STR35-O12	Ladder 4+1 with support (N/A with O11 & O13)
STR35-O13	Ladder 5+1 with support (N/A with O11 & O12)

FREEZE

STR35-F01	Cabinet with rolling doors
STR35-F02	Cabinet with swivelling doors on both sides





COMFORT

STR35-C02	Driver seat cover
STR35-C03	Mudflaps on front of mudguards (rear is already included)
STR35-C04	Strap for driver's door opening
STR35-C05	Additional lighting system (draining points)
STR35-C08	Hose spiral protection
STR35-C09	Support inside cab for payment terminal

QUALITY

STR35-Q01	Weight & measures dipstick (T)
STR35-Q02	Regulation test
STR35-Q03	Sample jar kit with CWD tray, recovery tank & reinjection
STR35-Q04	Sample jar cover protection
STR35-Q05	SSAFCON tray
STR35-Q06	Electronic thermometer and densimeter
STR35-Q07	Isolation flanges mounted on tank suction and foam return lines
STR35-Q08	Ticket printer inside cab

INNOVATION

STR35-I02	EZ Control - Access+ pack	
STR35-I03	EZ Control - Connect pack	
STR35-I04	EZ Control - Premium pack	
STR35-I05	EZ Fuelling Start & Stop	

HOMOLOGATION

STR35-H01	MID homologation
STR35-H02	Official tank calibration



www.titan-aviation.com